

# HUMAN PAPILLOMA VIRUS—A HOMOEOPATHIC APPROACH OF CASE STUDY



prof. (Dr.) Niranjan Mohanty  
MD (Hom)

Director International Study &  
Research Center on Homoeopathy,  
92, Dharmavihar, Khandagiri, Bhubaneswar  
Honorary Project Advisor, RRI (H), Puri

## **ABSTRACT:-**

Discussion has unfurled regarding HPV and its types, how it spreads, different types of warts with their corresponding HPV ,manifestations ,procedure of diagnosis, complications and preventions. Apart from that case studies are made as per the guide lines of classical Homoeopathy. From results it is envisaged that long standing infections can be combated by homoeopathic medicament within very stipulated time dimension and totality of symptoms are the hall mark of prescriptions at all stages and all times.

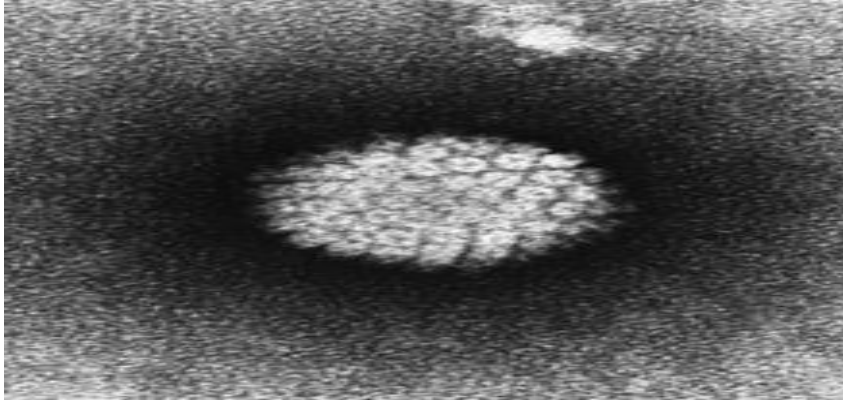
## **KEY WORDS:-**

Verrucas, human papilloma virus(HPV),verruca vulgaris, verruca plana, verruca filiformis,mosaic wart

## **INTRODUCTION:-**

### **WHAT IT IS?**

Warts and verrucas are common and most people will have at least one at some point in their life, most often in childhood or adolescence. A wart is typically a small skin growth that appears on a person's hands or feet and looks like a solid blister or a small cauliflower. They may also appear in other parts of the body. A wart is caused by some types of the virus called the [human papillomavirus \(HPV\)](#)<sup>1</sup>. There are more than 100 known [types of HPV](#). HPV infects the top layer of skin, usually entering the body in an area of broken skin. The virus causes keratin, which is a hard protein on the top layer of the skin, to grow too fast.<sup>1</sup> Worldwide, up to 12 in 100 people have warts and verrucas. . They are most common among children and young adults. Warts are not the same as moles. Moles are dark and may become quite large, while warts are nearly always small and have the same color as the person's skin.<sup>1</sup>



( HPV STRUCTURE)

### HOW IT OCCURES?

Warts and verrucas are caused by HPV, of which there are over 100 different types. Warts and verrucas can be contagious, The wart-causing virus can be spread to other parts of the body in the following ways: <sup>2</sup>

- 1) Usually spread by direct skin contact by touching the wart or. by sharing another infected person's towels, razors, or other personal items.
- 2) In damp places, commonly in swimming pools and communal showers.
- 3) If some one handle meat or work in an abattoir, he/she may be more likely to develop warts on his/her hands.
- 4) If you have a weakened immune system, such as if you have HIV/AIDS, or if you're taking medicines that suppress your immune system, you're more likely to develop warts and verrucas.
- 5) If somebody scratches or bites a wart
  - a) Sucking fingers
  - b) Biting fingernails can cause warts to spread on the fingertips and around nails
  - c) Shaving (face or legs)

### WHAT ARE THE DIFFERENT TYPES OF WARTS CORRESPONDING HPV ? <sup>3</sup>

According to the National Health Service (NHS), UK, a survey of 1,000 children with warts found that:

- 74 per cent of them had common warts
- 24 per cent of them had verrucas
- 3.5 per cent of them had plane warts
- 2 per cent of them had filiform warts

**Common warts (verruca vulgaris)**—( caused by type 2,7 HPV).<sup>5</sup> These have a rough surface. They are firm and raised and may have a cauliflower surface type look. They are thickened bumps called papules or plaques. Common warts may appear in any part of the body, but are more common on the knuckles, fingers, elbows and knees. Often they have tiny dark spots which are from blood vessels that have clotted.



**Verrucas (plantar warts)** –( **caused by type 1,2,4,63 HPV**)<sup>5</sup>these appear on the soles of the feet, sometimes the heel and toes. They usually grow back into the skin because the weight of the person pushes onto the sole of the foot. They can be painful. It is common for verrucas to have a black dot in the middle, with a surrounding hard, white area. The dark dot is the wart's blood supply



**Plane warts (verruca plana)** –(caused by **type 3, 10,8 HPV**)<sup>5</sup> plane (plana) means flat. Plane warts are round, flat and smooth. They are generally yellowish, brownish or skin color. They are also known as flat warts and are more common among young children. They are usually found on the hands, legs and face. Adults can have plane warts, but this is unusual



**Filiform warts (verruca filiformis)** - these are long and can usually be found on the eyelids, neck and armpits.

**Mosaic warts** - these grow in clusters. Palmar warts are mosaic warts that grow on the palm of the hands and feet.

**Genital warts:- (caused by type 6,11,42,44 HPV)<sup>5</sup>**-Genital warts are usually caused by different types of HPV. They usually spread from other parts of your body, or most often, by sexual contact. If you have these warts it's important to see your GP or go to a sexual health clinic for further advice. Don't use over-the-counter wart treatments on genital warts.



### **SYMPTOMS OF WARTS AND VERRUCAS :-<sup>2</sup>**

Warts and verrucas won't usually cause any symptoms. However, we may find them uncomfortable or painful, especially if they are on our feet, genital area or near our nail beds. We may find them unsightly. Most warts and verrucas go away by themselves but they can last two years or more.

### **HOW IT IS DIAGNOSED?**

Warts and verrucas are generally easy for doctors to identify just by looking at them. The doctor may ask whether any other family members have warts. Occasionally, he/she may take some tissue from a wart and examine it under a microscope. usually they can be diagnosed by following test.

- 1) Pap test
- 2) DNA test
- 3) Vinegar solution test

### **WHAT COMPLICATION IT PRODUCED?**

- a) Some people who have many warts, especially on their face, may find their self-confidence is affected.
- b) Some treatments may cause pain and irritate the skin around the wart.
- c) Although scarring is possible, it is unusual.
- d) It is harder to successfully treat warts if the patient has a weakened immune system.
- e) People with weakened immune systems are at a higher risk of their warts becoming malignant. Even so, this is rare.

### **HOW IT IS PREVENTED?<sup>4</sup>**

- 1) Do not touch other people's warts.
- 2) Do not use towels, flannels or other personal items of people who have warts.
- 3) Do not share shoes and socks with a person who has verrucas.
- 4) Do not scratch your warts or verrucas. If you do they will most likely spread.
- 5) Wear sandals when going into and out of communal showers.
- 6) Wear sandals when walking around communal pools.
- 7) Cover your wart/verruca with a waterproof plaster (band aid) when you go swimming.
- 8) There are special socks you can buy to cover verrucas.
- 9) Wear gloves in the gym if you have warts on your hands.
- 10) Do not brush, comb, shave, clip areas that have warts.
- 11) When filing or cutting your nails do not use the same utensil on the infected nail and then on the healthy nails.
- 12) Do not bite your fingernails if you have warts near them.
- 13) Keep your hands as dry as possible.
- 14) Wash your hands thoroughly after touching a wart.

## **CASE PRESENTATION:-**

### **Case 1**

On 13<sup>th</sup> June, 2012, a 53 years Hindu male named Mr. Mrutyunjaya Mohanty, came to consult us from Sonpur. He had a complain of large, multiple, pedunculated, fleshy like warty growth in neck, axillae and back, since 5-6 years. Besides this complaint he had severe burning pain in epigastric region, flatulency in entire abdomen, which is more felt after eating. P/H:-at 12 years of age he had suffered from typhoid, malaria, F/H:-Father died of cancer., mother had hypertension. P/H:-married govt. employee, one child non-vegetarian, habit of chewing tobacco. T/H:-previously he had taken allopathic treatment for his complaint.

**PHYSICAL GENERALS:-** RHC:-chilly patient(+++), Desire:-sour(+++), salt(+++), cold food(+), bitter(++), sweet(++), spicy, egg(++) Aversion:-milk, Appetite:-N, Thirst:-N, Stool:-constipated, hard(+), Urine:-N, Sweat:-profuse from palm and soles, Sleep:-N, Wound healing:-N

**MENTAL GENETRALES:-** Irritable (+++), Fear of crowd (+++), Consolation <(++) , Forgetfulness (++, )Hurried tendency (++) , Angry, Sympathetic, Company desire

**ON EXAMINATION:-**Pulse:-70/min., B.P:-126/80 mm of Hg, Wt.:-70kg.

### **PHYSICAL MAKE UP:-**

Fatty, flabby, short heighted person.

### **IMAGES BEFORE TREATMENT:-**



Warts in axillae



warts in back



warts in neck

### 1) ANALYSIS OF SYMPTOMS:-

s.no.	location	Sensation/pathology	modality	concomitant
1	Neck, axillae, back, chest	warts		
2.	stomach	burning	<eating after	
3.	abdomen	flatulency	<eating after	

**2) CONCEPTUAL IMAGE:-** UNEXPECTED DEVIATION:- Chilly pt, desires for cold food , CAUSATION:- xxx , **MENTAL GENERAL:-** Irritable (+++), Fear of crowd (+++), Consolation <(++) , Forgetfulness (++) , Hurried tendency (++) , angry, Sympathetic, Company desire, P/G:- RHC:- chilly patient(+++) , Desire:- sour(+++) , salt(+++) , cold food(+) , bitter(+++) , sweet(+++) , spicy, egg(++) , Aversion:- milk , Appetite:- N , Thirst:- N , Stool:- constipated, hard(+) , Urine:- N , Sweat:- profuse from palm and soles, Sleep:- N , Wound healing:- N , **PATHOLOGICAL GENERALS:-** warts, **PARTICULAR :-** Warts in axillae, neck, back Large, multiple, fleshy, pedunculated , flatulency <after eating, heart burn <eating after

**3) SYNTHESIS OF THE CASE :-** Angry, sympathetic, company desire—these are excluded due to less magnitude of symptoms. Desire for spicy, aversion for bitter , milk- these are excluded due to less magnitude of symptoms.

So the synthesis of the case is written as follows:-

UNEXPECTED DEVIATION:- Chilly pt, desires for cold food , CAUSATION:- xx xx, **MENTAL GENERAL:-** Irritable (+++) Fear of crowd (+++) Consolation <(++) Forgetfulness (++) Hurried tendency (++) P/G:- RHC:- chilly patient(+++) Desire:- sour(+++) , salt(+++) , cold food(+) , bitter(+++) , sweet(+++) , egg(++) Stool:- constipated, hard(+) Sweat:- profuse from palm and soles. **PARTICULAR:-** Warts in axillae, neck, back Large, multiple, fleshy, pedunculated flatulency <after eating. heart burn <eating after

### 4) EVALUATION OF SYMPTOMS:

In the above case mental symptoms are predominant. so we evaluate the case according to the Kent's method of evaluation of symptoms .

So the evaluation of symptoms are as follows:-

**UNEXPECTED DEVIATION:-** Chilly pt, desires for cold food , **CAUSATION:-**xx xx, **MENTAL GENERAL:-** Irritable (+++)Fear of crowd (+++)Consolation <(++)Forgetfulness (++)Hurried tendency (++)P/G:- RHC:- chilly patient(+++)Desire:-sour(+++),salt(+++),cold food(+),bitter(++),sweet(++),egg(++)Stool:- constipated, hard(+)Sweat:-profuse from palm and soles. **PARTICULAR:-** *Warts in axillae, neck, back Large, multiple, fleshy, pedunculated flatulency <after eating. heart burn <eating after*

##### 5)NOSOLOGICAL DIAGNOSIS:-

Warts in various parts of the body, especially upon axillae, neck, back of the chest. so it is a human papilloma virus infection

##### 6)M IASMATIC DIAGNOSIS:-

:-

symptoms	psora	syphilis	sycotic
warts			
Chilly pt.			
Desire for sour			
Desire for sweet			
Desire for salt			
constipated			
Profuse perspiration			
Irritable			
Fear of crowd			

consolation <			
---------------	--	--	--



forgetfulness			
hurried tendency			
heart burn			
flatulency			

## 7)REPERTORIZATION:-

The screenshot shows the Hompath Classic Repertorisation software interface. The window title is "Hompath Classic - [Repertorisation]". The menu bar includes Patient, Repertory, Search, Extract, MatMed, Edit, View, Utilities, Hompath Family, Window, and Help. The toolbar contains various icons for file operations and search. The main area displays the "Repertorisation" window for "Of Mr. Mrutyunjaya Mohanty" with "Reg. No. : 482" and "Visit Date : 29/10/2013". The "Repertorisation: Normal" status is shown. The interface includes a list of symptoms on the left and a grid of remedy counts on the right. The symptoms listed are:

- [C] [Mind]Irritability:
- [C] [Mind]Fear Crowd.In a:
- [C] [Mind]Consolation.Agg.:
- [C] [Mind]Forgetfulness:
- [C] [Mind]Hurry, haste.Tendency:
- [C] [Generalities]Heat.Vital, lack of:
- [C] [Generalities]Food and drinks.Sour, acids.Desires:
- [C] [Generalities]Food and drinks.Salt or salty food.Desires:
- [C] [Generalities]Food and drinks.Cold.Food.Desires:
- [C] [Generalities]Food and drinks.Bitter.Desires Food:
- [C] [Generalities]Food and drinks.Sweets.Desires:

The grid shows the following counts for each symptom across various remedies:

Symptom	Nat-m	Sil	Calc	Caust	Lyc	Nux-v	Puls	Sulph	Phos	Arg-n	Sep	Nit-ac	Thu-j	Ars
[C] [Mind]Irritability:	32	31	30	28	28	28	28	28	28	27	27	27	25	24
[C] [Mind]Fear Crowd.In a:	15	16	15	15	14	13	13	13	12	14	13	12	13	11
[C] [Mind]Consolation.Agg.:	3	3	3	3	3	3	3	3	3	2	3	3	3	3
[C] [Mind]Forgetfulness:	2	1	1	1	2	2	4	1	1	2				1
[C] [Mind]Hurry, haste.Tendency:	4	3	1		1	1		2		1	4	2	1	2
[C] [Generalities]Heat.Vital, lack of:	2	1	2	2	1	1	1	2	3	2	1	1	2	1
[C] [Generalities]Food and drinks.Sour, acids.Desires:	3	3	1	1	1	2	2	3	1	2	1	2	2	2
[C] [Generalities]Food and drinks.Salt or salty food.Desires:	2	3	3	3	2	3	2	2	3	2	2	3	2	3
[C] [Generalities]Food and drinks.Cold.Food.Desires:	2		2		1		2	2	2	1	2		1	2
[C] [Generalities]Food and drinks.Bitter.Desires Food:	3	1	2	2				1	3	3		3	2	
[C] [Generalities]Food and drinks.Sweets.Desires:	1	2		1	2	2	3		3	1			2	2
[C] [Generalities]Food and drinks.Sour, acids.Desires:	2					1					1			
[C] [Generalities]Food and drinks.Salt or salty food.Desires:	1	1	2		3	1	2	3	2	3	2	2		3

The interface also shows a summary of "Symptoms: 21" and "Remedies: 654".

8)PANNEL OF DRUGS:- Nat.mur.-32/15Sil.-31/16Calc.-30/15Caust.-28/15Lyc.-28/14

## 9)CHOICE OF PRESCRIPTION:-

Dt.13-6-2012

Rx

Calc. carb. 0/1----0/4(2oz 16d bd)

## 10)BASIS OF PRESCRIPTION:-

Calc.carb ..is prescribed basing upon the following points



**Chilly pt., Desires sweet, egg, sour. Irritable, Fear of crowd, Consolation <, Hurried tendency, Fleshy Wart, Profuse perspiration from palm, Constipated, Heart burn, Flatulency**

**11) FOLLOW UP-(2<sup>nd</sup> visit):-**



**Warts decreased in axillae**

**wart persists on back neck region(2<sup>nd</sup> visit)**

**Dt.15-7-2012**

**Warts on axilla region decreased(60%),but persists on back, neck**

**Heart burn decreased(70%)**

**Flatulency decreased (50%)**

**Rx**

**calc.0/5----0/8**

**(2oz 16d bd)**

**FOLLOW UP-(3<sup>rd</sup> visit)**



**Warts in axillae(90% decreased)**

**warts decreased on back &neck (60%)**

**Dt.18-8-2012**

**Warts on axilla region decreased(90%), on back,neck(60%)**

**Heart burn decreased(90%)**

**No flatulency**

Rx

calc.0/9----0/12

(2oz 16d bd)

**FOLLOW UP-(4<sup>th</sup> visit)**

**Dt.19-9-2012**

**No warts on axillae,neck,back region**

**No Heart burn**

**No flatulency**

Rx

calc.0/13----0/16

(2oz 16d bd)



## **CASE -2**

- A 11 years old girl named Shree Das, came to our clinic to consult for her complaints on 17.08.2012.she had multiple verruca on forehead both hands, extensor surface of legs since her infancy . On further interrogation she gave us the following details .P/H:-malaria, bronchial asthma F/H:-Father-bronchial asthma, mother-joint problem, Per/H:-student, non veg ,.T/H:-allopathic treatment , PHYSICAL GENERASLS:- RHC:-chilly patient(+), easily catches cold ,Desire:-sweet(+++), sour(+), Aversion:-milk(++), bitter, Appetite:-ravenous, Thirst:-moderate, Stool:-clear, Urine:-N, Sweat-moderate, Sleep:-decreased, Mental General:-mild(++), emotional(+), Memory good, Sympathetic(+++), Likes music(++), On examination:- Pulse:-70/min., Wt.:-44kg.

**IMAGE BEFORE TREATMENT:-**



### 1) ANALYSIS OF SYMPTOMS:-

LOCATION: forehead, hands, leg, SENSATION/PATHOLOGY:- warts , MODALITY:-xx, CONCOMITANT:-x

2) CONCEPTUAL IMAGE :- UNEXPECTED DEVIATION:-XXX, CAUSATION-XXX, *MENTAL GENERAL:-* mild(++), anxiety , emotional(+), Memory good, Sympathetic(+++), Likes music(++), *PHYSICAL GENERALS:-* RHC:-Chilly patient(+), Easily catches cold , Desire:-sweet(+++), sour(+) , Aversion:-milk(++), bitter, Appetite:-ravenous, Thirst:-moderate, Stool:-clear, Urine:-N, Sweat-moderate, Sleep:-decreased, *PATHOLOGICAL GENERALS:-warts*, *CHARACTERISTICS PARTICULAR:-xx*, *PARTICULAR:- Multiple verucca over forehead, hands, leg*

### 3) SYNTHESIS OF THE CASE:-

Anxiety, emotional—these are excluded due to less magnitude of symptoms.

Desire sour ,aversion to bitter- these are excluded due to less magnitude of symptoms.

So the synthesis of the case is written as follows:-

UNEXPECTED DEVIATION:-XXX, CAUSATION-XXX, *MENTAL GENERAL:-* mild(++), Memory good, Sympathetic(+++), Likes music(++), *PHYSICAL GENERALS:-* RHC:-chilly patient(+), easily catches cold , Desire:-sweet(+++), Aversion:-milk(++), , Appetite:-ravenous, Thirst:-moderate, Stool:-clear, Urine:-N, Sweat-moderate, Sleep:-decreased, *PATHOLOGICAL GENERALS:-warts*, *CHARACTERISTICS PARTICULAR:-xx*, *PARTICULAR:-Multiple verucca over forehead, hands, leg*

### 4) EVALUATION:-<sup>7</sup>

- In the above case mental symptoms are predominant. so we evaluate the case according to the kent's method of evaluation of symptoms .
- So the evaluation of symptoms are as follows:-

UNEXPECTED DEVIATION:-XXX, CAUSATION-XXX, *MENTAL GENERAL:-* mild(++), Memory good, Sympathetic(+++), Likes music(++), *PHYSICAL GENERALS:-* RHC:-chilly patient(+), easily

catches cold ,Desire:-sweet(+++),Aversion:-milk(++), , Appetite:-ravenous, Thirst:-moderate, Stool:-clear, Urine:-N, Sweat-moderate, Sleep:-decreased, *PATHOLOGICAL GENERALS:-warts, CHARACTERISTICS PARTICULAR:-xx, PARTICULAR:-Multiple verucca over forehead, hands,leg*

##### 5)NOSOLOGICAL DIAGNOSIS:-

Warts in various parts of the body, especially upon forehead, hand , leg . so it is a human papilloma virus infection

##### 6)MIASMATIC DIAGNOSIS :-<sup>8</sup>

symptoms	psora	syphilis	sycotic
warts			
Chilly pt.			
Easily catches cold			
Desire for sweet			
Aversion to milk			
Ravenous appetite			
mild			
sympathetic			
Likes music			

##### 7)REPERTORIZATION:-<sup>9</sup>

Homopath Classic - [Repertorisation]

Patient Repertory Search Extract MatMed Edit View Utilities Homopath Family Window Help

**Repertorisation** Of Ms. Shree Das Reg. No. : 487 Visit Date : 01/11/2013

Repertorisation: Normal

Remedy Name	Calc	Phos	Ars	Lyc	Nat-m	Sulph	Nux-v	Puls	Nit-ac	Sil	Graph	Sep	Rhus-t	Calc-p
<b>Totality</b>	18	18	18	17	17	17	10	10	15	15	15	14	14	14
<b>Symptom Covered</b>	8	8	7	8	8	7	8	8	7	7	6	8	7	6
[C] [Skin]Warts.Multiple:														
[C] [Generalities]Heat-Vital, lack of:	3	3	3	2	2	2	3	2	3	3	3	2	3	3
[C] [Generalities]Cold.Tendency to take, taking cold agg.:	3	2	2	3	3	2	3	2	3	3	2	3	2	3
[C] [Generalities]Food and drinks-Sweets.Desires:	2	2	3	3	1	3	1	2	2	1		2	2	1
[C] [Stomach]Appetite.Ravenous, canine, excessive:	3	3	3	3	3	3	3	2	3	3	3	2	2	3
[C] [Sleep]Disturbed:	1	1	2	1	1	3	1	1	1	1	3	1	1	2
[C] [Mind]Midness:	2	2	3	2	3	2	2	3	2	3		2	3	
[C] [Mind]Sympathetic, compassionate:	1	3		1	2		2	1	2		1	1		2
[C] [Mind]Music.Desires:														
[C] [Generalities]Obesity:	3	2	2	2	2	2	1	2		1	3	1	1	

Symptoms 10 Remedies 463

## 8) PANNEL OF DRUGS:-

Calc:-18/8 ,Phos:-18/8, Ars. a lb:-18/7, Lyco:-17/8

## 9) CHOICE OF PRESCRIPTION:-

- Dt.17-08-2012

Rx

Calc. carb.-0/1----0/4

(2oz 16d bd)

## 10 )BASIS OF PRESCRIPTION:-

- Calc.carb. is given to the case basing upon the following symptoms

Chilly pt., Tendency to catches cold, Desire for sweet, Ravenous appetite, Sympathetic, Genaral obesity

## FOLLOW UP-(2<sup>nd</sup> visit)

- Dt.18-09-2012
- Verucca persists on fore head(no change),except decreased in both hands slightly.
- On 2<sup>nd</sup> visit she had the also the following complaints

- Dyspnoea <night
- Dry cough <cold weather
- Nasal; obstruction <cold
- Sneezing with coryza
- The case was again repertorised and medicine was selected basing upon the symptoms similarity.

Homopath Classic - [Repertorisation]

Patient Repertory Search Extract MatMed Edit View Utilities Homopath Family Window Help

**Repertorisation** Of Ms. Shree Das Reg. No. : 487 Visit Date : 01/11/2013

Repertorisation: Normal

Remedy Name	Ars	Phos	Calc	Hot-m	Nox-v	Sulph	Lyc	Puls	Kali-c	Sep	Rhus-t	Sil	Graph	Nit-ac
<b>Totality</b>	23	22	21	20	20	20	19	18	17	17	17	17	17	10
<b>Symptom Covered</b>	9	10	10	10	10	8	9	9	10	10	9	8	7	8
[C] [Skin]Warts.Multiple:														
[C] [Generalities]Heat-Vital, lack of:	3	3	3	2	3	2	2	3	2	3	3	3	3	3
[C] [Generalities]Cold.Tendency to take, taking cold agg.:	2	2	3	3	3	2	3	2	3	3	2	3	2	3
[C] [Generalities]Food and drinks:Sweets.Desires:	3	2	2	1	1	3	3	2	2	2	2	1		2
[C] [Stomach]Appetite.Ravenous, canine, excessive:	3	3	3	3	3	3	3	3	1	2	2	3	3	2
[C] [Sleep]Disturbed:	2	1	1	1	1	3	1	1	1	1	1	1	3	1
[C] [Mind]Mildness:	3	2	2	3	2	2	2	3	1	2	3	3		2
[C] [Mind]Sympathetic, compassionate:		3	1	2	2		1	1		1			1	2
[C] [Mind]Music.Desires:														
[C] [Generalities]Obesity:	2	2	3	2	1	2	2	2	2	1	1	1	3	
[C] [Respiration]Difficult.Night:	3	3	2	1	2	3	2	2	2	2	2		2	1

**Symptoms 14 Remedies 478**

### CHOICE OF PRESCRIPTION(2<sup>nd</sup> visit)

- Dt.18-09-2012

Rx

phos.0/1----0/4

(2oz 16d bd)

### FOLLOW UP-(3<sup>rd</sup> visit)




- Verruca decreased(50%)
- Dry cough decreased(40%)
- No nasal obstruction.
- Sneezing decreased
- Dyspnea persists
- Dt.20-10-2012

Rx

phos.0/5----0/8

(2oz 16d bd)

FOLLOW UP-(4<sup>th</sup> visit)



- Verruca decreased(80%)




- Dry cough decreased(90%)
- No nasal obstruction.
- Sneezing decreased
- Dyspnea decreased(70%)
- Dt.20-11-2012

Rx

phos.0/9----0/12

(2oz 16d bd)

**FOLLOW UP-(5<sup>th</sup> visit)**



- No verucca found any parts of the body
- No dry cough
- No nasal obstruction.
- \_NoSneezing
- Dt.20-11-2012

Rx

phos.0/13----0/16

(2oz 16d bd)

## **RESULTS ANALYSIS:-**

Both two cases are of long standing and chronic in nature. Both cases were analyzed from miasmatic stand point and it is seen that the disease condition i.e. verruca alone belongs to the domain of sycotic miasm but patients with their other manifestations belong to the mixed miasmatic category .hence miasmatic study is to be directed to the patient rather than the disease state. outstanding cure with stipulated time dimension can be obtained, if prescriptions are made on “totality of symptoms”.

In case-2,patient had P/H of bronchial asthma which reappeared and required intervention with medicine ad case was reviewed and next drug fitting to the totality was prescribed and patient get relieved soon. Hence at all times and at all stages “totality of symptoms” are the hall mark of prescription.

## **CONCLUSION:-**

From the analysis of above two cases it is confirmed that homoeopathic medicament is more efficacious in treating warts/verruca than any other system of treatment. a complete cure can be obtained in these types of cases by prescribing constitutional medicine basing upon symptoms similarity.

## **ACKNOWLEDGEMENT:-**

The author extends thanks and appreciation to Dr. Santosh ku. Jena, Dr. Rakesh Sahu , Dr. Nibedita Dora for their support in preparing the literature

## **REFERENCE:-**

- 1)www.webmd.com
- 2)www.webmd.com/skin-problems-and-treatments/warts
- 3)en.wikipedia.org/wiki/wart
- 4)medicine Net.com
- 5)http://www.medicalnewstoday.com/articles/246670.php
- 6)J. Kent ,J.T.”.Repertory of Homoeopathic Materia medica,6<sup>th</sup> American edition .Reprint 2009 ,B. Jain Publisher ,New Delhi-110055

**7)Mohanty ,N."Text book of Homoeopathic Repertory ",Second edition  
2005,IBPS New Delhi,page-1-502**

**8)Speight Phyllis , "Comparison of Chronic Miasm" ,Reprint edition  
2012,B.Jain Publishing Co., New Delh-110055,P-1-87.**

**9)Homopath software**